

THE HEALTH AND SAFETY ONLINE 2021

28-29th April, 2021



SOUTHALLS
A CITATION BUSINESS

WAREHOUSE SAFETY – YOUR CRITICAL COMPLIANCE FACTORS



Meet your speakers



Nick Bruton

Operations Manager

 nick@southalls.com



Darren Egerton

Health & Safety Consultant

 darren.egerton@southalls.com



Topic Areas



01 Workplace transport considerations

02 Loading and unloading procedures

03 Work at height

04 Racking and storage

05 Lifting and handling

06 Welfare provision

07 Mental health matters



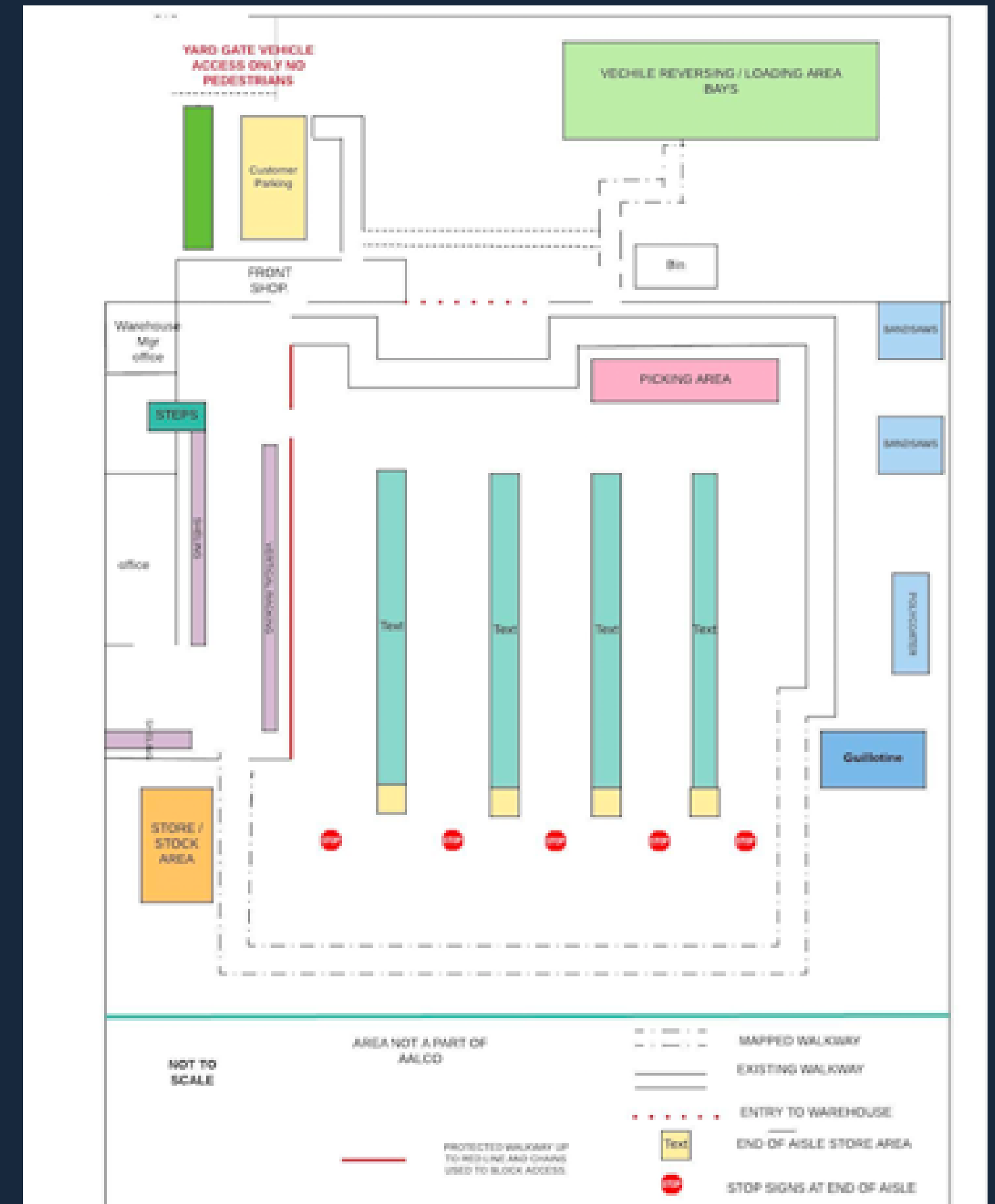


Workplace transport & loading and unloading



Start at the beginning

- Site plan available? What if not one create one?
- Are site instructions clear?
- Where do pedestrians and vehicles interact?
- Separate areas for parking, loading and unloading?
- Restricted areas? Can they be created?
- Look to identify possible changes, discuss with management teams.
- How do you communicate this?





Gold standard measures



Full vehicle and pedestrian segregation



One way systems



No vehicle reversing on site

Pedestrians - walkways and barriers




Chain off walkways



Use of cones to given notice when a pedestrian is working in a aisle

Use of the swing gate to stop pedestrians walking directly into traffic routes.



Blind spots



Lift truck possible controls

- Training - where is it kept?
- LOLER & service (as above..)
- Unauthorised access
- Seat belt use - what is your policy?
- Good use of signage?
- Will Blue Spot or Blaxtair technology help you?



Loading bays & areas



Loading bays & areas





Control your space

- Vehicle overturns cause nearly a fifth of deaths in vehicles at work.
- Life truck stability can be affected by...
- The load - if too heavy, can lead to tipping
- The task - i.e. time pressure could lead to driving too fast... turning a loaded truck at 5mph can also lead to overturning.
- The environment - if running across an incline or pothole can lead to overturning.





Drive aways...

- What do you do?
- Take the keys off driver?
- Ask them to turn the ignition off?
- Ask the driver to wait outside his cab?
If so where?





Caution
Fork-lift trucks
in operation



No
smoking



**No
unauthorised
access**

Customers
Please wait at
entrance to be
served



NO SMOKING.
It is against the law to
smoke in these premises

NO CHILDREN
Allowed In
Workshop



Hazardous
materials



Ear protectors
must be worn
in this area



5
MPH



NO ENTRY

Signage -
don't
bamboozle!

Signage - clear and visible?





Work at height



Where may you work at height - maintenance?



Stock takes?






Mezzanine floors?

- Do you have safe access?
- Are the edges guarded?
- Will they withstand a person falling against them?



Mezzanine floors?


- Best option - there is never an unguarded edge.
- You could also look at opening gates, accompanied by a safe system of work.





Loading & unloading?

- Is there any work on the back of vehicles?
- What about dock levellers?





Racking and storage



Racking

Top tips for using racking in your warehouse.

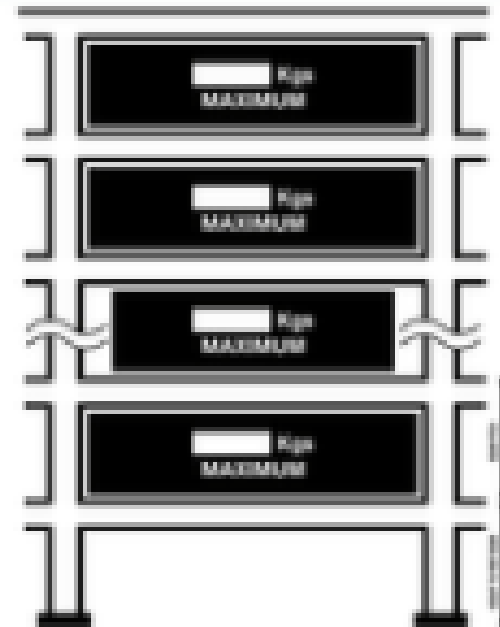
To start with:

- ✓ Correct system installation to begin with!
- ✓ Would you use second hand racking?
- ✓ What about undertaking repairs?
- ✓ Use column guards if lift trucks in operation for added protection in the event of impact.
- ✓ Safe Working Loads plates to be visible at the end of each section.



SAFE WORKING LOADS

- ⚠️ Conduct regular inspections to check for:
 - Correct application and use
 - Loads within allowable safe limits
 - Accidental damage or deterioration of structure components
- ! Report all damage to the racking safety officer
- ⊘ Do not alter the structure without either:
 - checking effects against manufacturer's technical data
 - obtaining approval from supplier
- ⊘ Do not climb racking
- ⚠️ Refer to SEMA "Code of practice for the use of static pallet racking"
- ⚠️ If in doubt always check with supplier



Racking supplied by: _____
Date supplied: _____





How not to do it!



Is stored stock secure?



What about operational clearances?



Are your lift truck drivers driving as they should?

Look out for signs of problems or damage



In house Racking Checks

- Make it simple & reasonable
- Decide on a frequency
- Promoting a positive safety culture on site where staff are encouraged to report safety issues, including where racking is concerned

| CHECKS | ✓ | ✗ | N/A |
|---|---|---|-----|
| Health and Safety Information | | | |
| Are fixings in good condition | ● | ● | ● |
| Are footplates in good condition | ● | ● | ● |
| Are uprights in good condition | ● | ● | ● |
| Are horizontals in good condition | ● | ● | ● |
| Are diagonals in good condition | ● | ● | ● |
| Are beams in good condition | ● | ● | ● |
| Are locking pins in place and in good condition | ● | ● | ● |
| Are racking Safe working Loads (SWL) displayed | ● | ● | ● |
| Are column guards in place | ● | ● | ● |
| Are column guards free from damage | ● | ● | ● |
| Is racking in vertical liangment (straight) | ● | ● | ● |
| Are pallets in good condition | ● | ● | ● |
| Are loads secure/ strapped on the racking | ● | ● | ● |
| Is racking safe to use (other issues) | ● | ● | ● |

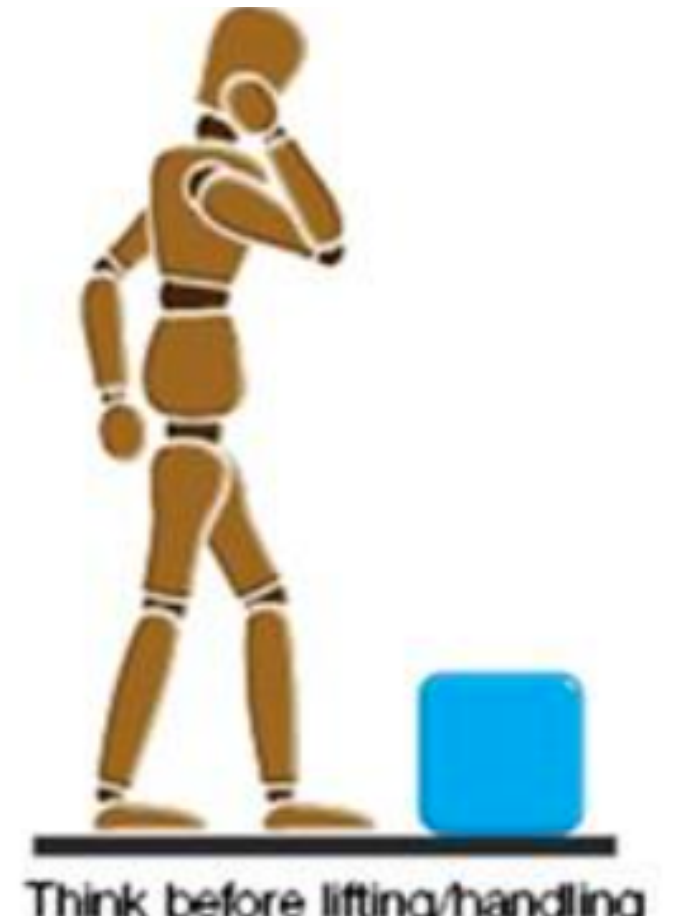



Lifting and handling



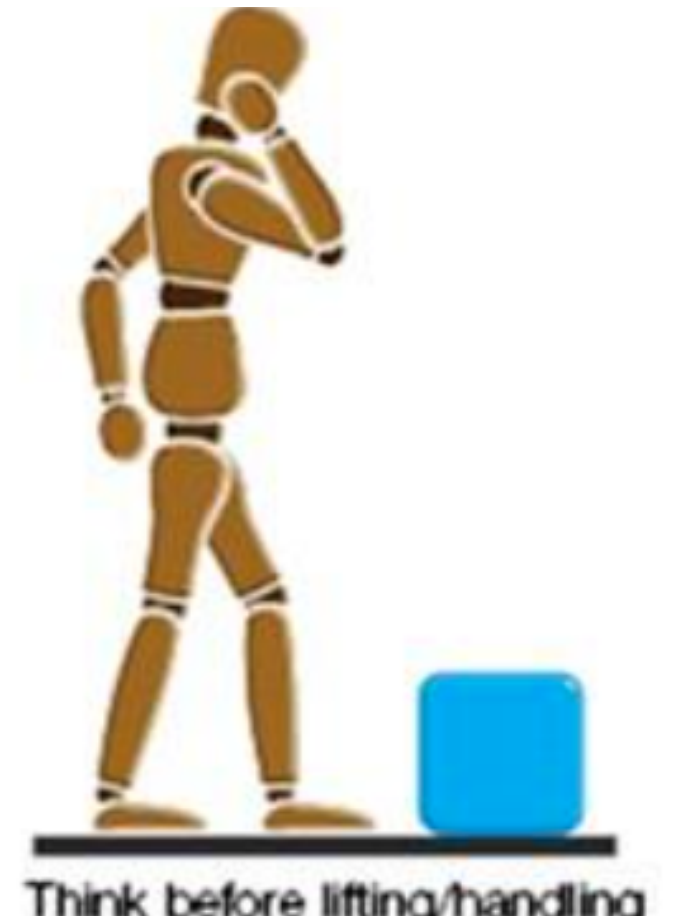

Manual handling

- Employers need to take steps to avoid, assess and reduce the risk of injury from manual handling.
- Training is important in raising awareness and reducing risk but won't ensure safe handling on its own.
- Monitor and review handling practices. Have you completed manual handling assessments?
- Employers need to take steps to avoid, assess and reduce the risk of injury from manual handling. MAC tool, RAPP tool, new MSD assessment tool are useful aids (HSE website).



Manual handling

- Control measures - lifting aids such as lift trucks, pump trucks, trolleys can be used to reduce manual handling.
- Re-designing of a workstation, taking into account the layout of the equipment required.
- Engage the staff and listen to their ideas around manual handling. After all it affects them!








Welfare provisions



Have the Right Workplace Facilities

Employers must provide welfare facilities and a healthy working environment for everyone in the workplace.

MUST HAVE:

-  Welfare Facilities - the right number of toilets, washbasins and drinking water with somewhere to rest and eat meals.
-  Healthy Working Environment - clean place to work, reasonable temperature, good ventilation, suitable lighting and the right amount of space and seating
-  Safe workplace - well-maintained equipment with no obstructions on floors and traffic routes with windows that can be easily opened and cleaned.





Mental health



Mental health in the workplace

- If an employee has a mental health illness it's important that their employer takes it seriously. Start by talking!

- Mental health illness may happen suddenly as a result of a specific life event, or it can build up gradually over time. If staff feel they can talk openly about mental illness the problems are less likely to build up which could lead to benefits such as:

- Less time off for mental health illness
- Improved morale in the workplace

- Helpful tips for creating a supportive environment can include:

- Treating mental and physical health as equal
- During one to one meetings ask the question "How is your mental health?"
- Encourage positive mental health by arranging mental health awareness training, workshops, appointing mental health champions
- Do you have mental health first aiders?
- Do you have accessible resources?





Conclusions



Reviewing hazards in your business never a bad idea!




Challenge the norm! Just because it's always been that way...





Questions?





We've dedicated health and safety consultants who love making a difference for our clients. Talk to us today.



SOUTHALLS
A CITATION BUSINESS

CONTACT US

Telephone Number

 [0345 257 4015](tel:03452574015)

Email Address

 hello@southalls.com

Website

 www.southalls.com